



As a Bounty Hunter, you will be equipped with a six-shooter and sometimes a shotgun. Careful—one of the gunfighters that protects the four outlaws is renowned fast draw world champion Wes Flowers.

The pursuit of each outlaw will take you through different shootout scenarios and challenges. Plus, the order in which you stalk each outlaw will change the play action responses and difficulty level making for a different game each time you play!




3DO, the 3DO logos and Interactive Multiplayer are trademarks and/or registered trademarks of The 3DO Company. The trademarks of The 3DO Company are used by American Laser Games, Inc. under license from The 3DO Company.



ALG 000296

THE LAST Bounty Hunter™



END USER NOTICE

THE 3DO COMPANY SHALL NOT BE LIABLE TO THE END USER FOR ANY LOSS OF DATA, LOST PROFITS, COST OF SUBSTITUTE GOODS OR OTHER CONSEQUENTIAL, INCIDENTAL, SPECIAL PUNITIVE, OR OTHER DAMAGES OF ANY KIND ARISING OUT OF THE USE OF OR INABILITY TO USE THE SOFTWARE.


THE 3DO COMPANY MAKES NO WARRANTIES, EXPRESS, IMPLIED OR STATUTORY, REGARDING THE SOFTWARE, INCLUDING WITHOUT LIMITATION THE IMPLIED WARRANTIES OF MERCHANTABILITY AND FITNESS FOR ANY PARTICULAR PURPOSE, OR ANY EQUIVALENT WARRANTIES UNDER THE LAWS OF ANY JURISDICTION.


DO NOT USE A FRONT OR REAR PROJECTION TELEVISION WITH THIS PRODUCT. YOUR PROJECTION TELEVISION SCREEN MAY BE PERMANENTLY DAMAGED IF STATIONARY SCENES OR PATTERNS ARE PLAYED ON YOUR PROJECTION TELEVISION. SIMILAR DAMAGE MAY OCCUR IF YOU PLACE THIS PRODUCT ON HOLD OR PAUSE. IF YOU USE YOUR PROJECTION TELEVISION WITH THIS PRODUCT, NEITHER THE 3DO COMPANY NOR AMERICAN LASER GAMES WILL BE LIABLE FOR ANY RESULTING DAMAGE. THIS SITUATION IS NOT CAUSED BY DEFECT IN THIS PRODUCT OR THE 3DO SYSTEM; OTHER FIXED OR REPETITIVE IMAGES MAY CAUSE SIMILAR DAMAGE TO A PROJECTION TELEVISION. PLEASE CONTACT YOUR TV MANUFACTURER FOR FURTHER INFORMATION.

THE EXECUTION OF SOFTWARE WITH THE 3DO SYSTEM INVOLVES THE USE OF PATENT RIGHTS, GRANTED OR APPLIED FOR, IN CERTAIN COUNTRIES. A PURCHASER OF THE 3DO SYSTEM IS LICENSED TO USE SUCH PATENT RIGHTS WITH SOFTWARE LICENSED BY THE 3DO COMPANY. NO LICENSE, IMPLIED OR OTHERWISE, IS GRANTED FOR THE EXECUTION OF OTHER SOFTWARE.

Handling Your American Laser Games Compact Disc:

- Avoid touching the disc's surface by holding the disc by its edges or with your thumb on the edge and one finger on the center.
- Clean the disc by wiping it with a soft, dry cloth in smooth motions from the center out to the edge. Do not use any type of solvents or anti-static spray.
- Do not expose the disc to direct sunlight or sources of intense heat.





RUNNING BOUNTY HUNTER

The game comes up in a looping mode where it displays various scenes from the game. To start the game, press "STOP" button on the game pad or press the option button (small black button near the top) on the lightgun. The game menu will be displayed. The menu shows various selections the user

can make. To select an item, move the cursor over the item and press the "A" button on the gamepad or "shoot" the item with the lightgun.

START:

The "start" selection starts a new game.

QUIT:

The "quit" selection exits the game.

PLAYING THE GAME

After starting a game, by selecting START from the menu, and proceeding through the intro scene, a set of outlaw pictures will be shown on the screen. Choose a particular outlaw by "shooting" his picture. Then get ready to clean up the streets!

HINTS

- A. When playing the game, citizens who are not so law abiding will appear on screen. They must be shot before they shoot you. If you accidentally shoot an innocent person, you will lose a life.
- B. Some scenes are shootouts. In these scenes, your gun will be empty until the signal is given. When you can, reload and shoot.
- C. Some scenes will allow you to skip quickly to the next important scene by firing a shot.
- D. In various scenes there are items that will help you. These are lanterns, wagon wheels and cow skulls. Shoot these items when given the chance- they will help "even the odds".

CONTINUE:

The "continue" selection continues the game. A game has to be in play to use the continue option. If the player is in the middle of a game, the game continues where it was when the menu screen was selected. If all of the player's lives have been lost, the game can be continued NINE times - three lives per continue. In case of a two player game, switching to a one player game does not cost a continue.

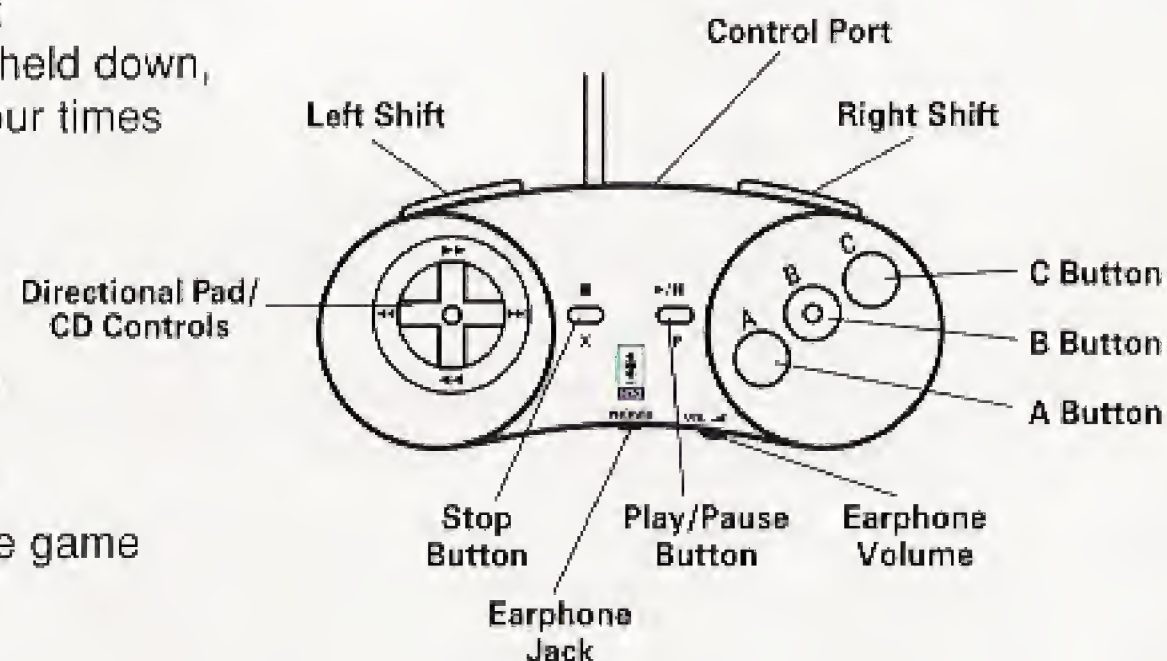
1 PLAYER/2 PLAYER:

Pressing this selection toggles between a one or two player game. If a two player game is selected, then both players play at the same time. Each player has a separate score, bullets and lives. Player one has red shot cursor, a red score and a flesh-colored hand with gun cursor (when using a game pad). Player two has blue shot cursor, a blue score and a blue-colored hand with gun cursor. Player one's game pad/lightgun/mouse should be first in the daisy chain followed by player two's game pad/lightgun/mouse.

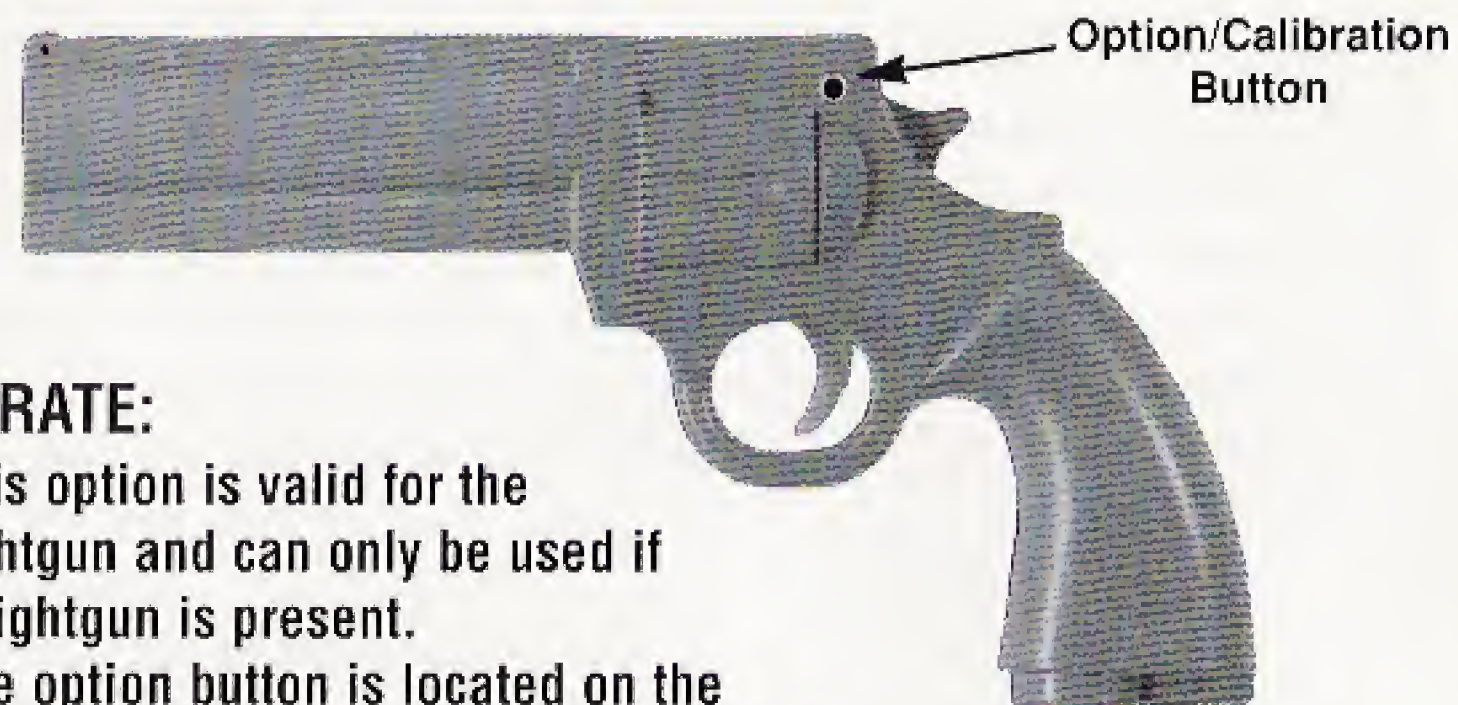
USING THE CONTROL PAD:

When the control pad is used, the cursor is a hand holding a gun which is aimed by using the sight on the gun. The buttons are defined as follows:

- "A" button: Fires the gun
- "B" button: When held down, the cursor moves twice as fast
- "C" button: When held down, the cursor moves four times as fast
- Control Right Shift: Fires the gun
- "X" Stop button: Brings up the menu screen
- "P" Pause button: Pauses/resumes the game

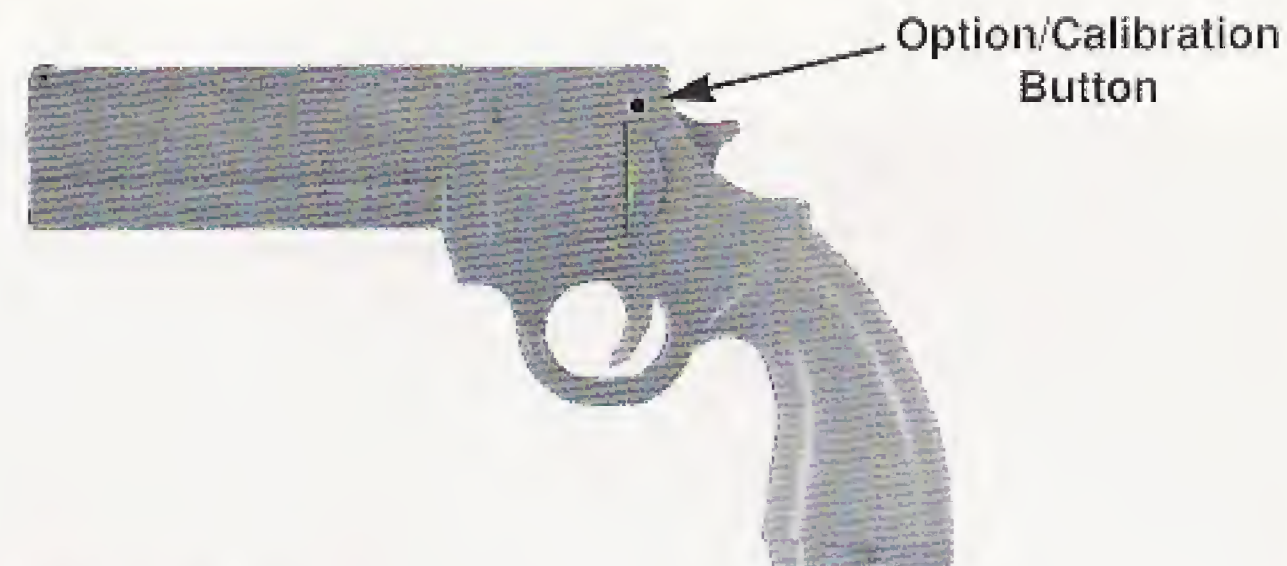


The gun will fire as long as there are bullets shown on the screen. When the cursor is moved to the bottom of the screen, the gun is lowered to point to the ground. By pressing the "A" button or the Control Right Shift button while the gun is pointing at the ground, the gun is dropped into the holster briefly to reload.



CALIBRATE:

- 1) This option is valid for the lightgun and can only be used if a lightgun is present.
- 2) The option button is located on the upper left side of the lightgun. Refer to diagram of lightgun.
- 3) A distance of four feet is considered the best accuracy range for calibrating and playing.
- 4) Shoot at "calibration" option on the menu screen or press the option button to make the "Calibration Menu" come up.
- 5) Take careful aim at the center of bullseye on the calibration screen and shoot once.
- 6) If not satisfied with the new gun calibration, press the option button to repeat the calibration procedure.
- 8) Calibration should now be complete. Shoot "Exit" option to return to the main menu.
- 9) This calibration sequence can be repeated at any time.




USING THE LIGHTGUN:

With the lightgun there is no cursor on the screen. The gun is fired by pulling the trigger and a bullet hole will appear briefly on the screen. The gun is loaded by pointing it away from the TV screen and pulling the trigger. The menu screen is brought up by pressing the option button.

3DO MOUSE:

The left button on the 3DO Mouse is used to fire and make selections from the menu screen. The left button is the only button needed for The Last Bounty Hunter. Move the mouse cursor (hand-and-gun) on the target when aiming and shooting. To reload, move the hand-and-gun to the bottom of the screen. To stop or pause, drag the cursor to bottom left corner and press left mouse button.

PC HOME GAME ACKNOWLEDGEMENTS
Executive Producer Robert Grebe



The Last Bounty Hunter is a trademark and
© 1994, 1995 of American Laser Games, Inc.
All Rights Reserved.

AN INTERACTIVE VIDEO PRODUCTION BY **AMERICAN**
LASER GAMES, INC.

Director of Development
Dave Davis
Producer of Design & Development
Tim Gerritsen
Programmers
Tim Ray
Wayne Sikes
Gamewriter
Dave Michelsohn
Director
David D. Roberts
Co-Director / D.P.
Barry Kirk
Producer / A.D.
Les Wells
Art Director
Kylene Wing
Graphics Artwork
Maida Smith
Larry Shultz
Props Master
Mary Jindrich

Props Assistant
Dolores Herron
John Longhofer
Props P.A.
Lenny Warner
Wardrobe
Carolyn Fleming
Wardrobe Assistant
Terri Merriman
Wardrobe P.A.
Carol Ward
Key Make-Up/Hair
Merle-Dean Sanchez
2nd Make-Up/Hair
Judy Mathia
Assistant Cameraman
Brian Cox
Gaffer
John Sterns
Best Boy
Alan Fullford
Key Grip
Ron Anderson

Grip
Greg Harris
Sound Mixer
Eric Williams
Script
Peggy Durkin
Stunt Coordinator
Ken Bates
Talent Coordinator
Michele Scutti
Special Effects Coordinator
Tom Ford
Special Effects Assistants
Dave Young
Chris Clarke
Earl Pierce
Gun Wrangler
Utah Conner
Gun Assistant
Steve Haro
Gun Security
Tom Trujillo

Wrangler
Red Woolverton
Assistant Wrangler
Holly Edwards
Stills Photographer
Pat Prince
Paramedic
Ken Garcia
Craft Service & Catering
Desert Productions
Motorhome
Birdie Johnston
Production Coordinator
Carlos Moore
Production Assistants
Frank Marinells
Chris Waggoner
Location Coordinator
Nicola Hartmann
Stunt Riders
Bill Brown
Hunter Brown
Location Liaison
Renee Cloutier

Location Security
Jose Alvarez
Post Production Facilities
:30 Second Street
Senior Editor
Greg Kiernan
Graphics Design
Kelly Lujan
Audio Post Production
John Wagner Recording Studios
Office Manager for SWP
Rebecca Beall
Office Assistant for SWP
Marina

Filmed on Location at
Old Tucson Studios,
Tucson, AZ

ATTRACT SEQUENCE
General Riggs
J.D. Ryan
Doc
Don Tutt
Bones
Darwin Hall
Maybelle
Anna Braga
CAST
Frank B Cantrell
Sal Cardie
A Utah Conner
Danny Copeland
Crystal Cox
S Wes Flowers
Jennifer Forbes
Julia Gardes
Jim Hall
Stephen C Harrington
Mary Frank Hoffman

George Hung
Hoa V Huynh
Mark Kadow
Loyd Kirkman
Charles Klein
Rocky Locke
Michelle Mann
Terry McGahey
E.B. Myers
Roberto Ramos
Terry L Schroeder
Carrie V. Seaber
Alex Stickler
"Bud" Roy Strom
Tom L Trujillo
Gene Van Alstine
Kayleen Walsh
LEVEL 1
Handsome Harry
Jon Simpson
CAST

Bill Bernal
Danyelle Bossardet
Wally Bujack
Christine DiFrancesco
Laura Eisen
William J Fisher
Jennifer Forbes
Carl J Glatz
Keith Guffey
Roger Hedges
Thomas Hutchinson
Kenny Jacobs
Mark Kadow
Karen Palmer
Pattie Pence
Edward A Perez
Leslie Peters
Patricia Shambo
Brenda Splawn
Micheline Thompson
Gene Van Alstine

LEVEL 2
Nasty Dan
Bruce Miles
CAST
Ronne Grasberger
William F Hironimus
John M Fiske
Bill Jones
Chip Kline
Don McFadden
Kerry Peterson
Christopher A Phillips
Lyn Potter
LEVEL 3
El Loco
Leon L Palles
CAST
Robert Aros
Cindy Cheney
Jess Dicker
S Wes Flowers

Ray Gallego
Roberto Garcia
Hector Manuel Juarez
Nichole Lechmsnik
Glynn Lockwood
Robert May
David Morrison
David R Pitts
Shannon Tanner
Jerry Landon Woods
LEVEL 4
Cactus Kid
G Lee McKechnie
CAST
Jerry Bannister
Vatsana Bilavarn
Pete Brown
Sara Helene Chazen
Lisa Cheng
Crystal Cox
Keith Cunningham

John Todd Cuson
Nancy G Flowers
John Wayne Galloway
Hoa V Huynh
Bill Jones
Jess King
Don T Le
James R Lee
Francisco Lim
Don McFadden
Jonathan Minsk
Charles Motley
Mary T Murphy
Peter E Newsheller
Cuc T Nguyen
Leslie Peters
John Reckers
Preston E Reid, Jr
Lisa Rock
Lou Ann Sabyan
Robert G Tamminga
Ruth L Taylor